

Scaled data based on original data using
LM-79-08 Approved Method: Electrical and Photometric Measurements of Solid-
State Lighting Products

Test Report Prepared for
Cooper Lighting Solutions
(formerly Eaton)

Brand: McGRAW-EDISON

Report Number: P647892

Luminaire Tested: **GALN-SA4A-835-U-T1**

Issue Date: 1/4/2021

Test Information

Test Method: LM-79-08
Report Number: P647892
TEST IS SCALED FROM IESNA LM-79-08 TEST DATA (G3-2011-042-5)
Test Lab: INNOVATION CENTER
Issue Date: 1/4/2021
Manufacturer: COOPER LIGHTING SOLUTIONS (FORMERLY EATON)
Product Line: McGRAW-EDISON
Catalog Number: GALN-SA4A-835-U-T1
Description: GALLEON AREA AND ROADWAY LUMINAIRE
(4) 80 CRI, 3500K, 615mA LIGHTSQUARES WITH 16 LEDS EACH AND TYPE I OPTICS
Light Source: -
Ballast/Driver: ELECTRONIC DRIVER

Summary

Lumens per Lamp: N/A
Luminaire Lumens: 14140.2 lumens
Efficiency: N/A
Efficacy: 116.9 lumens/watt
Luminous Opening: Rectangular (W 1' x L: 1' x H: 0')
IES Classification: Type I - Short
BUG Rating: B3 - U0 - G3

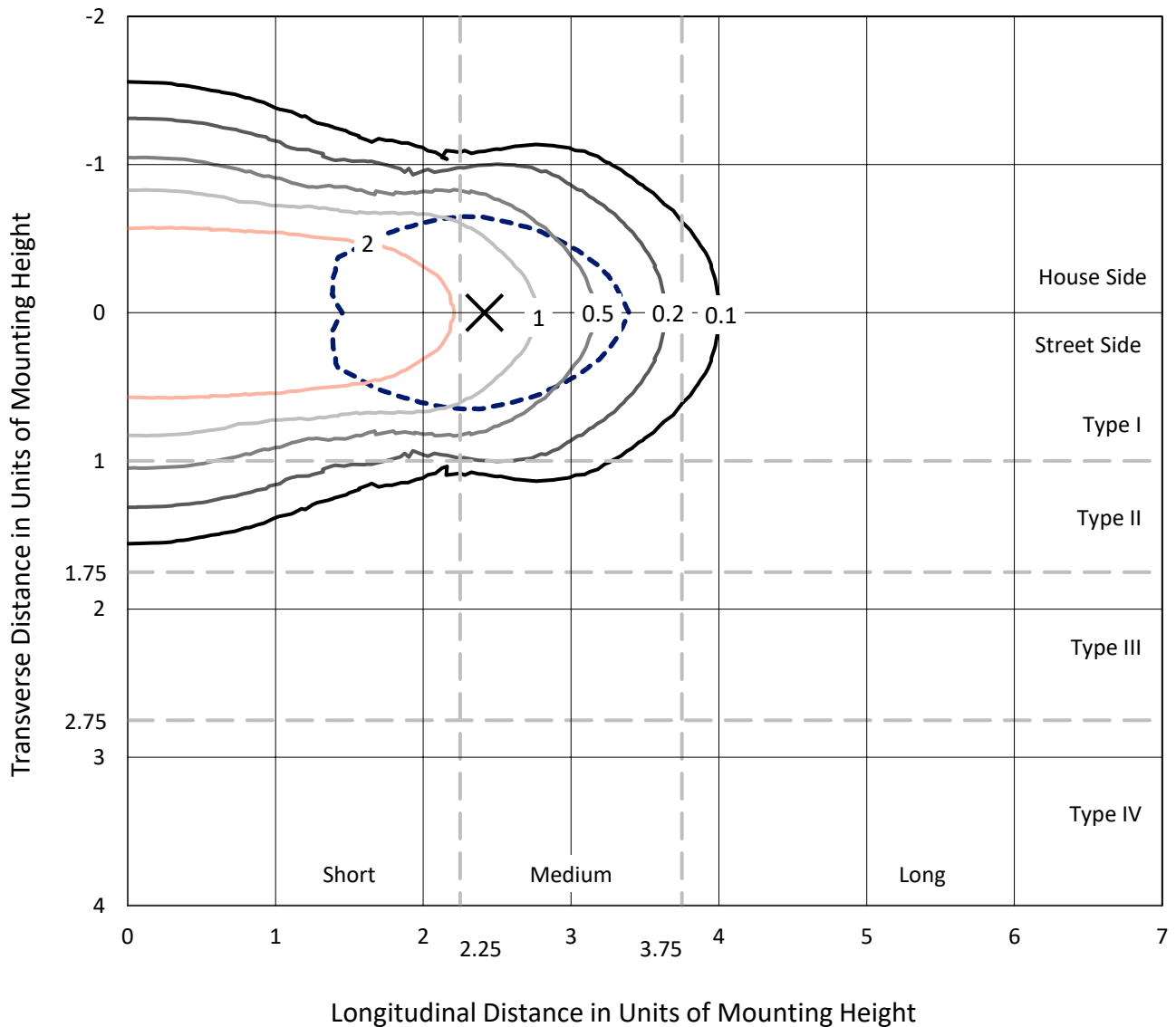
Input Watts (W): 121
Input Voltage (V): NR
Input Current (Ain): NR
Voltage Rise (V): NR
Power Factor: NR
Total Harmonic Distortion (THDi): NR
Frequency (hertz): 60
Stabilization Time: NR
Operation Time: NR
Ambient Temperature (°C): NR
Test Distance: 24 FT



REPORT NUMBER: P647892
 CATALOG NUMBER: GALN-SA4A-835-U-T1

Iso-Footcandle Lines of Horizontal Illumination

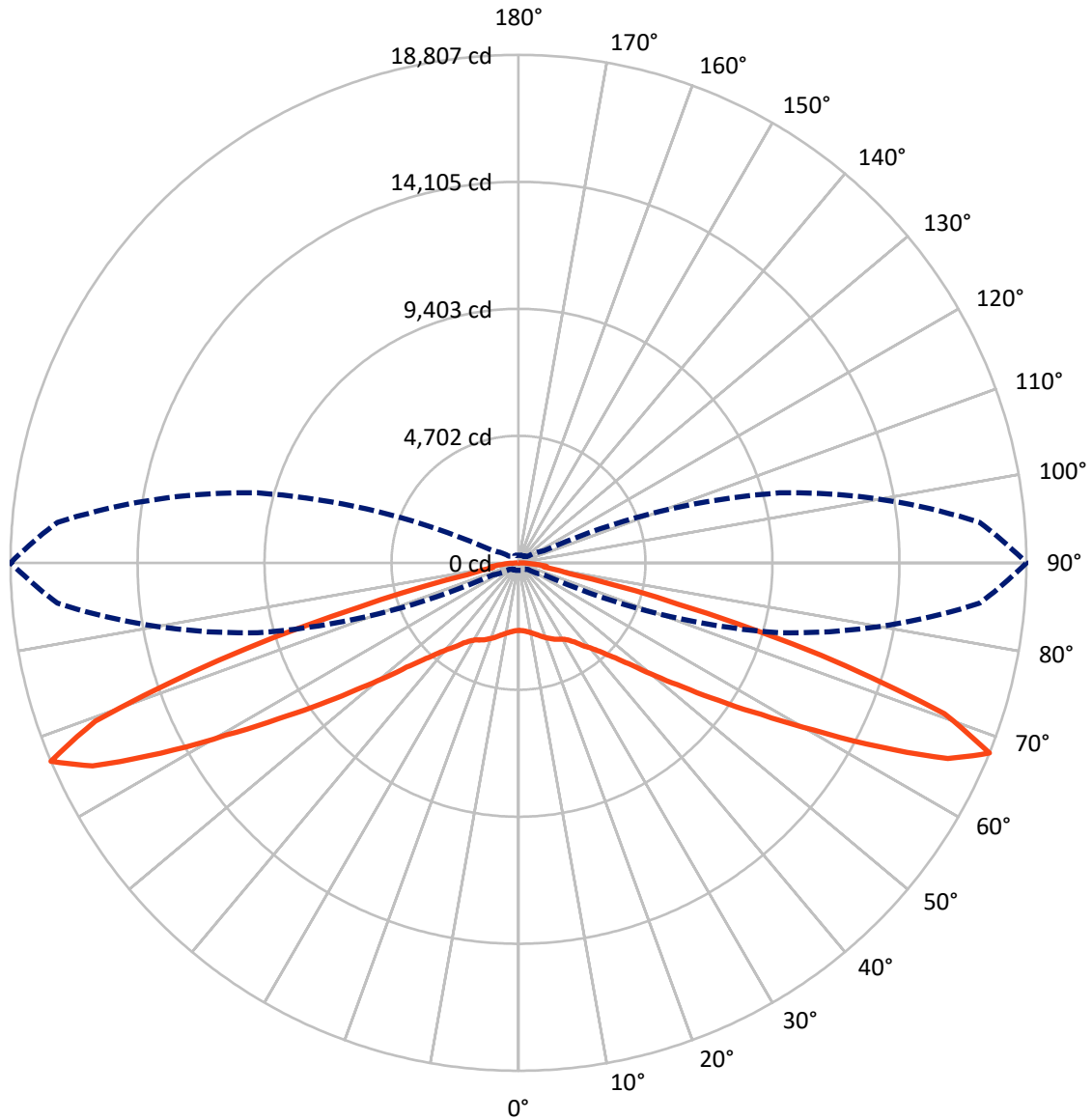
× Max cd
 - - - 1/2 Max cd



Based on 25 foot mounting height. Maximum calculated value = 4.2 fc
 Type I - Short - N/A

REPORT NUMBER: P647892
CATALOG NUMBER: GALN-SA4A-835-U-T1

Luminous Intensity Polar Plot



— Vertical Plane Through 90-Deg Lateral - - - Horizontal Cone Through 67.5-Deg Vertical

REPORT NUMBER: P647892
 CATALOG NUMBER: GALN-SA4A-835-U-T1

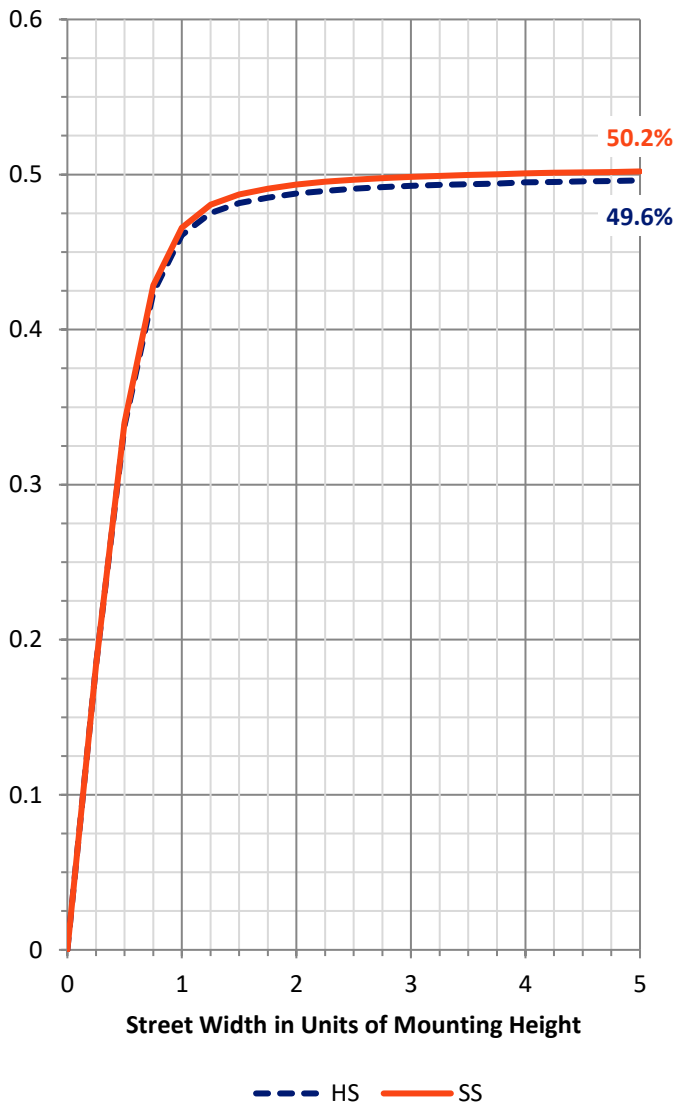
FLUX DISTRIBUTION:

		Downward	Upward	Total
House Side	Lumens	7070.1	0.0	7070.1
	% Fixture	50.0	0.0	50.0
Street Side	Lumens	7070.1	0.0	7070.1
	% Fixture	50.0	0.0	50.0
Total	Lumens	14140.2	0.0	14140.2
	% Fixture	100.0	0.0	100.0

ZONAL LUMENS:

Zone	Lumens	% Fixture
0°-10°	249.6	1.8
10°-20°	798.5	5.6
20°-30°	1336.5	9.5
30°-40°	1810.6	12.8
40°-50°	2293.4	16.2
50°-60°	2865.0	20.3
60°-70°	3367.7	23.8
70°-80°	1288.3	9.1
80°-90°	130.5	0.9
90°-100°	0.0	0.0
100°-110°	0.0	0.0
110°-120°	0.0	0.0
120°-130°	0.0	0.0
130°-140°	0.0	0.0
140°-150°	0.0	0.0
150°-160°	0.0	0.0
160°-170°	0.0	0.0
170°-180°	0.0	0.0
0°-90°	14140.2	100.0
0°-180°	14140.2	100.0

Coefficient of Utilization



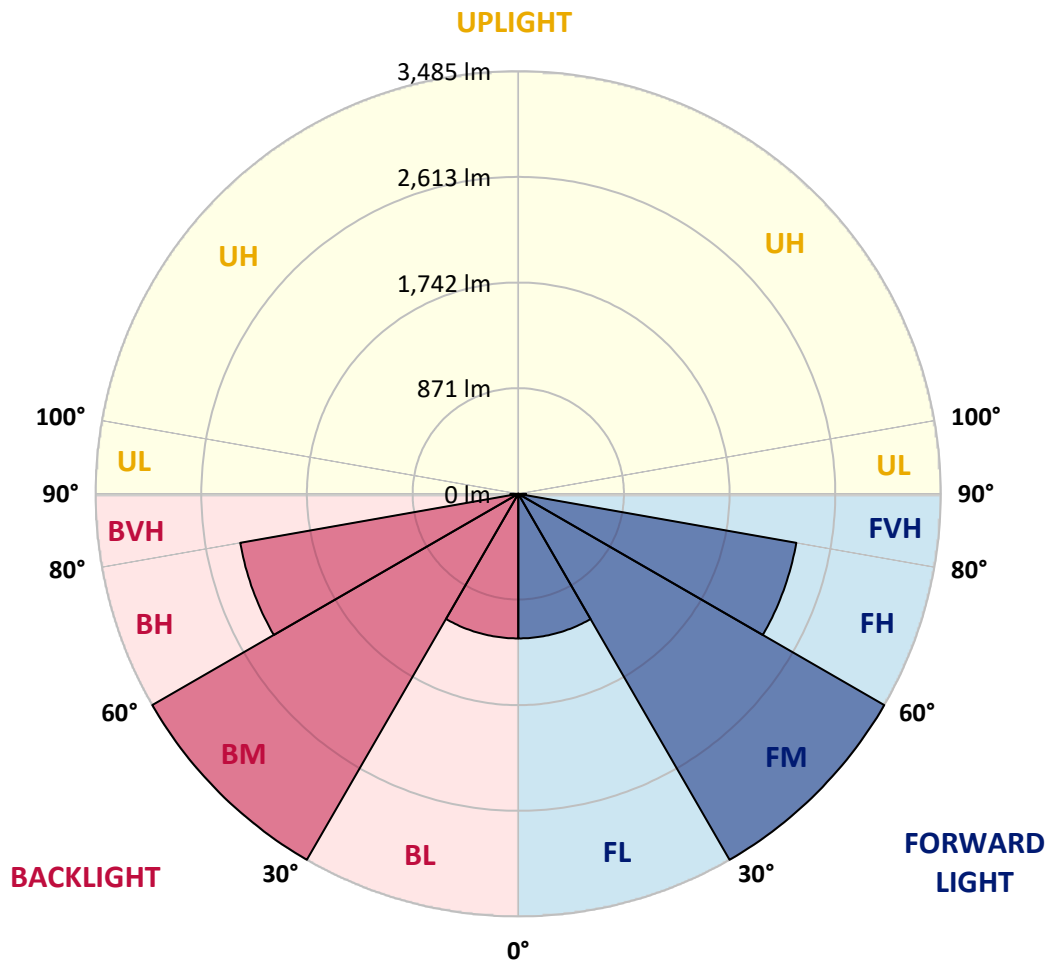
REPORT NUMBER: P647892
 CATALOG NUMBER: GALN-SA4A-835-U-T1

LUMINAIRE CLASSIFICATION SYSTEM LUMEN TABLE AND BUG RATING:

Zone	Lumens	% Fixture	Zone Rating/Lumen Limit		
			B	U	G
FL (0°-30°)	1192.3	8.4			
FM (30°-60°)	3484.5	24.6			
FH (60°-80°)	2328.0	16.5			G2/5000
FVH (80°-90°)	65.3	0.5			G1/100
BL (0°-30°)	1192.3	8.4	B3/2500		
BM (30°-60°)	3484.5	24.6	B3/5000		
BH (60°-80°)	2328.0	16.5	B3/2500		G3/2500
BVH (80°-90°)	65.3	0.5			G1/100
UL (90°-100°)	0.0	0.0		U0/0	
UH (100°-180°)	0.0	0.0		U0/0	

BUG Rating: B3-U0-G3

Type I Short





REPORT NUMBER: P647892
 CATALOG NUMBER: GALN-SA4A-835-U-T1

CANDELA DISTRIBUTION (FULL):

	0°	5°	15°	25°	35°	45°	55°	65°	75°	85°	90°
0°	2503.3	2503.3	2503.3	2503.3	2503.3	2503.3	2503.3	2503.3	2503.3	2503.3	2503.3
2.5°	2535.4	2533.8	2534.6	2533.8	2536.1	2534.6	2525.2	2517.3	2511.1	2511.9	2509.5
5°	2589.4	2590.2	2590.9	2587.0	2592.5	2589.4	2574.5	2562.0	2549.4	2544.8	2543.2
7.5°	2634.0	2637.9	2640.3	2644.2	2653.6	2653.6	2645.8	2627.7	2600.3	2584.7	2583.9
10°	2678.6	2681.8	2688.8	2701.4	2717.0	2731.9	2728.8	2704.5	2669.2	2642.6	2636.4
12.5°	2694.3	2698.2	2721.7	2757.7	2793.0	2821.9	2821.9	2802.4	2756.9	2716.2	2704.5
15°	2639.5	2646.5	2688.8	2765.6	2858.0	2921.4	2935.5	2908.1	2859.5	2796.9	2782.8
17.5°	2530.7	2547.9	2609.7	2723.3	2876.7	3008.3	3049.0	3035.7	2973.1	2893.2	2876.7
20°	2414.0	2432.8	2498.6	2648.9	2861.1	3059.2	3177.4	3180.5	3103.0	2987.1	2962.9
22.5°	2285.6	2299.7	2384.2	2560.4	2814.1	3070.9	3287.8	3341.8	3236.9	3081.1	3046.7
25°	2141.5	2157.2	2245.6	2435.9	2725.6	3057.6	3388.8	3507.8	3377.1	3181.3	3137.5
27.5°	2003.7	2010.0	2104.7	2298.1	2609.0	3023.2	3463.2	3660.5	3532.1	3264.3	3208.7
30°	1871.4	1886.2	1970.0	2161.1	2475.1	2955.8	3527.4	3834.4	3698.9	3351.2	3280.0
32.5°	1731.2	1749.2	1840.0	2033.5	2341.2	2854.8	3566.6	4024.6	3931.4	3492.2	3416.2
35°	1596.5	1608.3	1699.9	1887.8	2210.4	2737.4	3573.6	4239.2	4231.3	3705.9	3604.9
37.5°	1458.7	1476.0	1568.3	1748.4	2071.8	2612.9	3538.4	4467.0	4593.1	4002.7	3893.9
40°	1326.4	1341.3	1432.1	1613.8	1914.4	2461.0	3454.6	4675.3	5015.1	4308.1	4153.8
42.5°	1182.3	1186.2	1285.7	1470.5	1760.2	2284.8	3334.0	4860.9	5485.7	4717.6	4525.7
45°	1018.7	1028.9	1121.3	1302.9	1583.2	2087.5	3170.4	5014.3	6082.3	5285.2	5023.7
47.5°	855.0	863.6	948.2	1127.5	1389.8	1861.2	2918.2	5149.0	6694.6	6006.4	5663.4
50°	695.3	700.0	768.9	927.9	1172.2	1623.2	2605.8	5192.1	7386.8	7027.4	6589.7
52.5°	549.7	556.7	609.2	733.7	939.6	1342.1	2268.4	5085.6	8194.9	8237.9	7620.9
55°	445.5	447.9	487.0	578.6	734.5	1047.7	1861.2	4788.8	9064.0	9789.1	9002.2
57.5°	383.7	385.2	407.2	458.1	565.3	790.0	1443.9	4227.4	9844.7	11606.4	10594.8
60°	348.4	349.2	361.7	391.5	447.9	606.0	1034.3	3435.0	10615.1	13628.9	12574.2
62.5°	326.5	326.5	335.1	351.6	379.0	465.1	749.3	2478.2	11142.9	15681.1	15014.0
65°	305.4	305.4	311.6	323.4	338.3	380.5	553.6	1616.1	11129.6	17175.9	17467.9
67.5°	281.1	281.1	285.8	297.5	306.2	327.3	427.5	1058.6	9997.3	17143.0	18806.9
70°	252.1	252.1	258.4	268.6	275.6	288.9	337.5	724.3	7344.5	14637.4	16725.7
72.5°	223.2	223.9	227.9	238.0	243.5	251.3	280.3	507.4	4505.4	9966.8	11694.9
75°	191.1	192.6	196.5	206.7	211.4	214.5	236.5	361.7	2279.3	5373.7	6118.4
77.5°	154.3	157.4	159.7	170.7	173.8	178.5	195.0	261.5	1000.7	1930.9	1948.1
80°	112.8	116.7	123.7	133.9	136.2	139.4	148.8	185.6	453.4	881.7	957.6
82.5°	83.0	88.5	79.9	93.2	93.2	89.3	104.9	124.5	208.3	873.0	1044.5
85°	45.4	46.2	41.5	47.8	50.9	50.1	55.6	61.1	101.0	582.6	600.6
87.5°	11.0	11.7	12.5	14.9	18.0	18.0	19.6	17.2	32.9	188.7	108.1
90°	0.0	0.0	0.0	0.0	0.0	0.0	0.0	0.0	0.0	0.0	0.0

(END OF REPORT)